


For product information or design assistance,
please contact your local representative or
call us at 1-800/547-1940, Ext. 991.

See more at www.TimberForm.com

TimberForm[®] 41
Profile™



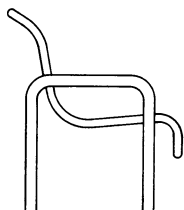


TimberForm Profile	Model	Length	Width	Height	Seat Height	Mounting Options
Bench with Armrests	2865-6	6' 2" [1880mm]	2' 5" [735mm]	2' 10" [865mm]	1' 4" [405mm]	-E, -P or -L
	2865-8	8' 1" [2465mm]	2' 5" [735mm]	2' 10" [865mm]	1' 4" [405mm]	-E, -P or -L

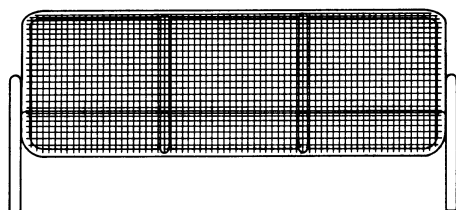
Material: Powder-coated steel.

Options: Mounting method and powder-coating color.

Suggestions: Specify matching litter container **2891**, **2894** or **2895** and ash receptacle **2892**.
Matching planters are available.



2865



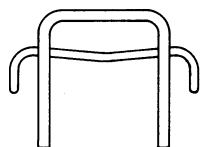
2865-6

TimberForm Profile	Model	Length	Width	Height	Seat Height	Mounting Options
Seat with Armrests	2861-6	6' 2" [1880mm]	2' 7" [785mm]	1' 11" [585mm]	1' 4" [405mm]	-E, -P or -L
	2861-8	8' 1" [2465mm]	2' 7" [785mm]	1' 11" [585mm]	1' 4" [405mm]	-E, -P or -L

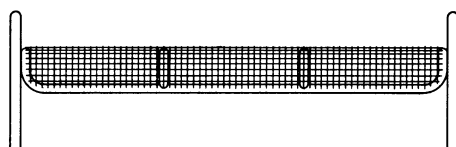
Material: Powder-coated steel.

Options: Mounting method and powder-coating color.

Suggestions: Specify matching litter container **2891**, **2894** or **2895** and ash receptacle **2892**.
Matching planters are available.



2861



2861-6

TimberForm Profile	Style	Model	Length	Width	Height	Seat Height	Mounting Options
Bench	2 Section	2884-4	5' 5" [1650mm]	2' 5" [735mm]	2' 10" [865mm]	1' 4" [405mm]	-E or -P
	3 Section	2884-6	7' 9" [2360mm]	2' 5" [735mm]	2' 10" [865mm]	1' 4" [405mm]	-E or -P
	4 Section	2884-8	10' 1" [3075mm]	2' 5" [735mm]	2' 10" [865mm]	1' 4" [405mm]	-E or -P
Bench with Armrests	2 Section	2885-4¹	5' 5" [1650mm]	2' 5" [735mm]	2' 10" [865mm]	1' 4" [405mm]	-E or -P
	3 Section	2885-6¹	7' 9" [2360mm]	2' 5" [735mm]	2' 10" [865mm]	1' 4" [405mm]	-E or -P
	4 Section	2885-8¹	10' 1" [3075mm]	2' 5" [735mm]	2' 10" [865mm]	1' 4" [405mm]	-E or -P

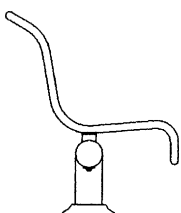
Material: Powder-coated steel and aluminum.

Options: Mounting method, powder-coating color, number of sections and/or armrests. Available on special order for wall-mount installation.

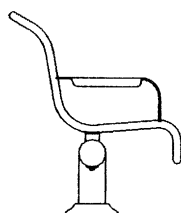
Suggestions: Specify matching litter container **2891**, **2894** or **2895** and ash receptacle **2892**.
Matching planters are available.

Notes: Includes matching base covers, as shown below, on -P pedestal mounting option only.

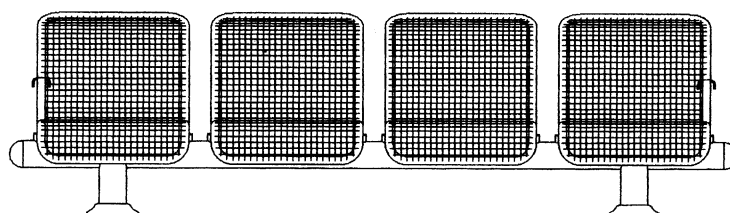
¹ Includes one armrest on each end. Please specify additional armrests if required.



2884



2885



2885-8



TimberForm Profile	Style	Model	Length	Width	Height	Seat Height	Mounting Options
Seat	2 Section	2880-4	5' 5" [1650mm]	2' 6" [760mm]	1' 4" [405mm]	1' 4" [405mm]	-E or -P
	3 Section	2880-6	7' 9" [2360mm]	2' 6" [760mm]	1' 4" [405mm]	1' 4" [405mm]	-E or -P
	4 Section	2880-8	10' 1" [3075mm]	2' 6" [760mm]	1' 4" [405mm]	1' 4" [405mm]	-E or -P
Seat with Armrests	2 Section	2881-4'	5' 5" [1650mm]	2' 6" [760mm]	1' 11" [585mm]	1' 4" [405mm]	-E or -P
	3 Section	2881-6'	7' 9" [2360mm]	2' 6" [760mm]	1' 11" [585mm]	1' 4" [405mm]	-E or -P
	4 Section	2881-8'	10' 1" [3075mm]	2' 6" [760mm]	1' 11" [585mm]	1' 4" [405mm]	-E or -P

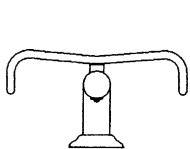
Material: Powder-coated steel and aluminum.

Options: Mounting method, powder-coating color, number of sections and/or armrests. Available on special order for wall-mount installation

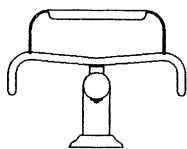
Suggestions: Specify matching litter container **2891**, **2894** or **2895** and ash receptacle **2892**. Matching planters are available.

Notes: Includes matching base covers, as shown below, on -P pedestal mounting option only.

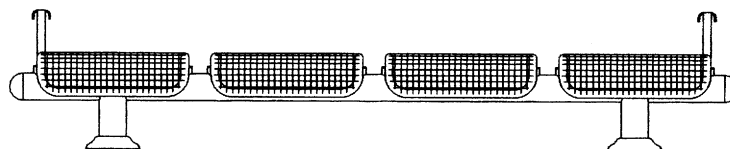
* Includes one armrest on each end. Please specify additional armrests if required.



2880



2881



2881-8

Ten CASPAX-7™ Standard Powder-Coating Colors

Choose from these standard hues or from a wide spectrum of nearly 200 special designer colors.



Regal Blue



Evergreen



Red



Brown




Chrome Yellow



Ocean Teal



Burgundy



Coffee Tan



Black



White

Due to variations in the printing process the colors shown are only a guide to the actual powder-coating colors.

TimberForm Profile	Style	Model	Length	Width	Height	Seat Height	Mounting Options
Bench	3 Section	2888-3	9' 5" [2870mm]	3' 7" [1090mm]	2' 10" [865mm]	1' 4" [405mm]	-E or -P
	4 Section	2888-4	11' 9" [3580mm]	4' 8" [1420mm]	2' 10" [865mm]	1' 4" [405mm]	-E or -P
	5 Section	2888-5	13' 2" [4015mm]	5' 9" [1755mm]	2' 10" [865mm]	1' 4" [405mm]	-E or -P
	6 Section	2888-6	14' 0" [4265mm]	7' 5" [2260mm]	2' 10" [865mm]	1' 4" [405mm]	-E or -P
Bench with Armrests	3 Section	2889-3¹	9' 5" [2870mm]	3' 7" [1090mm]	2' 10" [865mm]	1' 4" [405mm]	-E or -P
	4 Section	2889-4¹	11' 9" [3580mm]	4' 8" [1420mm]	2' 10" [865mm]	1' 4" [405mm]	-E or -P
	5 Section	2889-5¹	13' 2" [4015mm]	5' 9" [1755mm]	2' 10" [865mm]	1' 4" [405mm]	-E or -P
	6 Section	2889-6¹	14' 0" [4265mm]	7' 5" [2260mm]	2' 10" [865mm]	1' 4" [405mm]	-E or -P

Material: Powder-coated steel and aluminum.

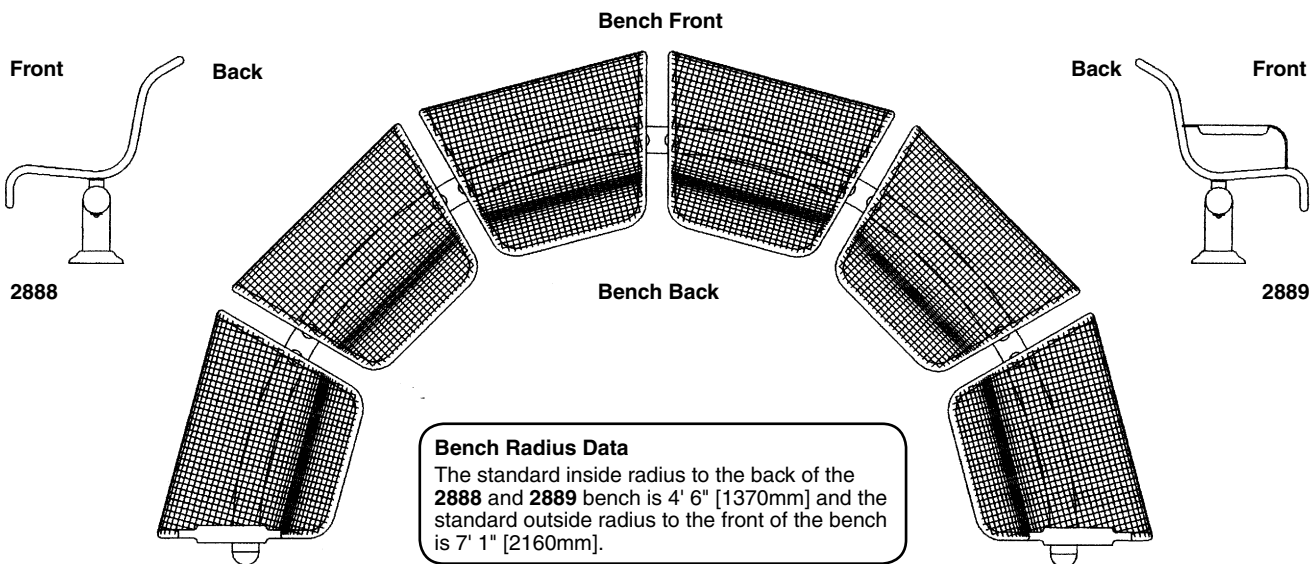
Options: Mounting method, powder-coating color, number of sections and/or armrests.

Suggestions: Specify matching litter container **2891**, **2894** or **2895** and ash receptacle **2892**.
Matching planters are available.

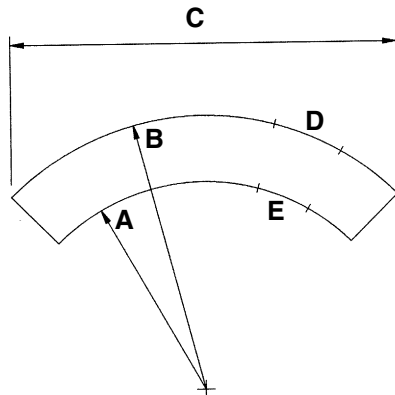
Notes: Includes matching base covers, as shown below, on -P pedestal mounting option only.

¹ Includes one armrest on each end. Please specify additional armrests if required.

Models **2888** and **2889** provide outward facing seating on the convex side of the bench.



2889-6



How to specify custom curved benches and seats

"For Signature ProjectsSM".

Inside radius "A" or outside radius "B".

Provide dimension "C" with tolerance plus minus.

If applicable, which side is backrest, "D" or "E" (benches have backrests, seats do not).

Mounting Options: **-E** Add this suffix for embedment (permanent) mounting option. **-P** Add this suffix for pedestal (fixed surface) mounting option (anchoring bolts by others).



TimberForm Profile	Style	Model	Length	Width	Height	Seat Height	Mounting Options
Bench	3 Section	2886-3	9' 5" [2870mm]	3' 7" [1090mm]	2' 10" [865mm]	1' 4" [405mm]	-E or -P
	4 Section	2886-4	11' 9" [3580mm]	4' 8" [1420mm]	2' 10" [865mm]	1' 4" [405mm]	-E or -P
	5 Section	2886-5	13' 2" [4015mm]	5' 9" [1755mm]	2' 10" [865mm]	1' 4" [405mm]	-E or -P
	6 Section	2886-6	14' 0" [4265mm]	7' 5" [2260mm]	2' 10" [865mm]	1' 4" [405mm]	-E or -P
Bench with Armrests	3 Section	2887-3¹	9' 5" [2870mm]	3' 7" [1090mm]	2' 10" [865mm]	1' 4" [405mm]	-E or -P
	4 Section	2887-4¹	11' 9" [3580mm]	4' 8" [1420mm]	2' 10" [865mm]	1' 4" [405mm]	-E or -P
	5 Section	2887-5¹	13' 2" [4015mm]	5' 9" [1755mm]	2' 10" [865mm]	1' 4" [405mm]	-E or -P
	6 Section	2887-6¹	14' 0" [4265mm]	7' 5" [2260mm]	2' 10" [865mm]	1' 4" [405mm]	-E or -P

Material: Powder-coated steel and aluminum.

Options: Mounting method, powder-coating color, number of sections and/or armrests.

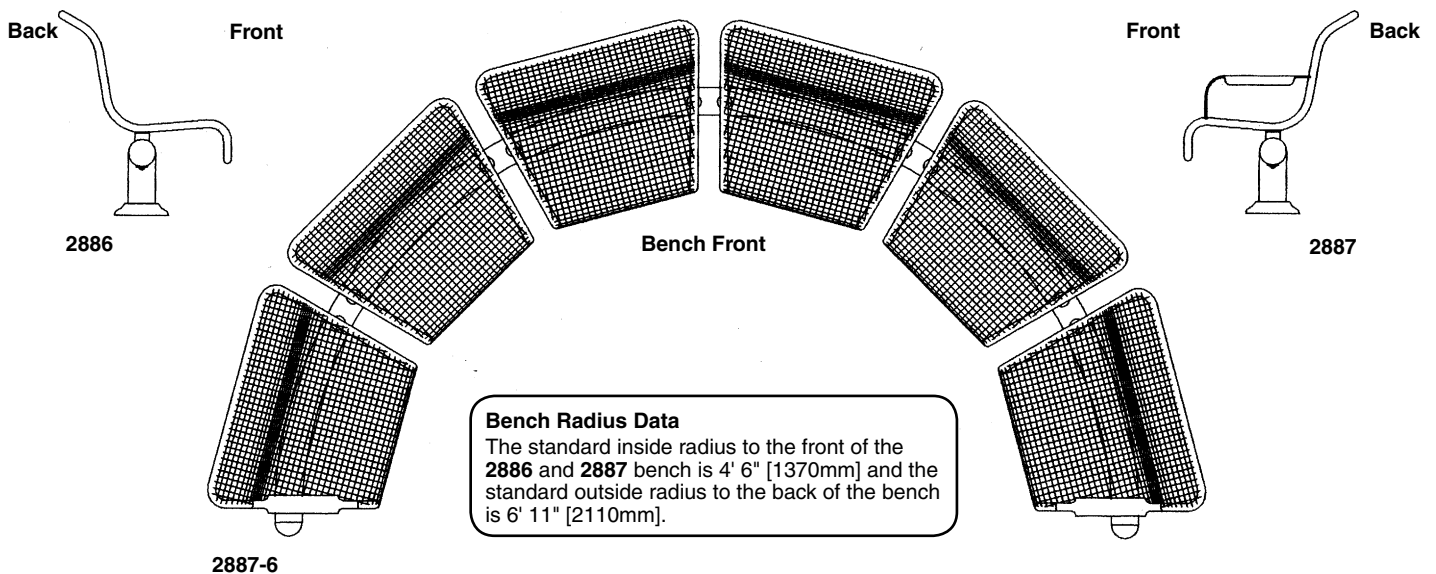
Suggestions: Specify matching litter container **2891**, **2894** or **2895** and ash receptacle **2892**.
Matching planters are available.



Notes: Includes matching base covers, as shown below, on -P pedestal mounting option only.

¹ Includes one armrest on each end. Please specify additional armrests if required.

Models **2886** and **2887** provide inward facing seating on the concave side of the bench.

Bench Back





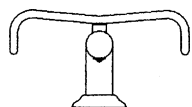
TimberForm Profile	Style	Model	Length	Width	Height	Seat Height	Mounting Options
Seat	3 Section	2882-3	9' 7" [2920mm]	3' 8" [1120mm]	1' 4" [405mm]	1' 4" [405mm]	-E or -P
	4 Section	2882-4	11' 11" [3630mm]	4' 9" [1450mm]	1' 4" [405mm]	1' 4" [405mm]	-E or -P
	5 Section	2882-5	13' 4" [4065mm]	5' 10" [1780mm]	1' 4" [405mm]	1' 4" [405mm]	-E or -P
	6 Section	2882-6	14' 2" [4320mm]	7' 6" [2285mm]	1' 4" [405mm]	1' 4" [405mm]	-E or -P
Seat with Armrests	3 Section	2883-3'	9' 7" [2920mm]	3' 8" [1120mm]	1' 11" [585mm]	1' 4" [405mm]	-E or -P
	4 Section	2883-4'	11' 11" [3630mm]	4' 9" [1450mm]	1' 11" [585mm]	1' 4" [405mm]	-E or -P
	5 Section	2883-5'	13' 4" [4065mm]	5' 10" [1780mm]	1' 11" [585mm]	1' 4" [405mm]	-E or -P
	6 Section	2883-6'	14' 2" [4320mm]	7' 6" [2285mm]	1' 11" [585mm]	1' 4" [405mm]	-E or -P

Material: Powder-coated steel and aluminum.

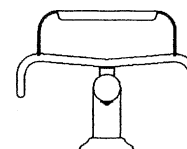
Options: Mounting method, powder-coating color, number of sections and/or armrests.

Suggestions: Specify matching litter container **2891**, **2894** or **2895** and ash receptacle **2892**. Matching planters are available.

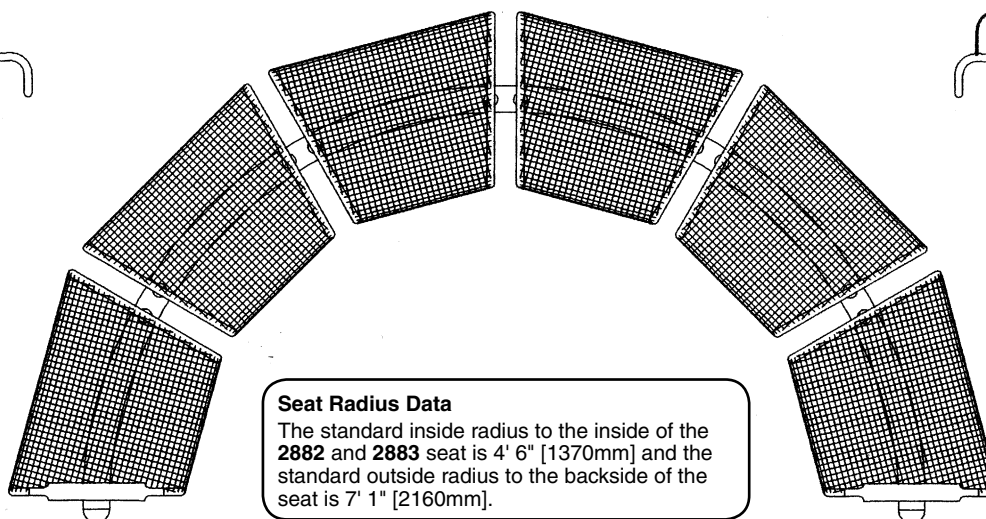
Notes: Includes matching base covers, as shown below, on -P pedestal mounting option only.
' Includes one armrest on each end. Please specify additional armrests if required.



2882



2883



2883-6

Seat Radius Data

The standard inside radius to the inside of the **2882** and **2883** seat is 4' 6" [1370mm] and the standard outside radius to the backside of the seat is 7' 1" [2160mm].


Mounting Options: **-E** Add this suffix for embedment (permanent) mounting option. **-P** Add this suffix for pedestal (fixed surface) mounting option (anchoring bolts by others).

TimberForm Profile	Style	Model	Diameter	Height	Mounting Options
Litter Container	Open Top	2891-OT	1' 9" [535mm]	2' 8" [815mm]	-E, -P or -L
	Flat Top	2891-FT	1' 9" [535mm]	2' 8" [815mm]	-E, -P or -L
	Dome Top	2891-DT	1' 9" [535mm]	3' 3" [990mm]	-E, -P or -L
	Ash/Dome Top	2891-AT	1' 9" [535mm]	3' 2" [965mm]	-E, -P or -L
	Hamper Top	2891-HT	1' 9" [535mm]	3' 4" [1015mm]	-E, -P or -L


Material: Powder-coated steel.

Options: Mounting method, powder-coating color and powder-coated metal liner.

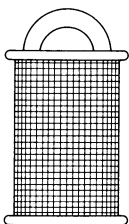
Notes: Includes 18-gallon plastic liner. Top matches container unless otherwise specified.
Key-locking tops are standard on -FT, -DT and -AT models.



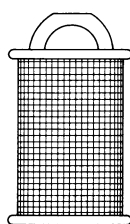
2891-OT



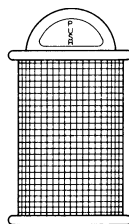
2891-FT



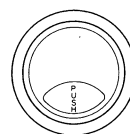
2891-DT



2891-AT



2891-HT




"Standard Capacity"

TimberForm Profile	Style	Model	Diameter	Height	Mounting Options
Litter Container	Open Top	2894-OT	2' 2" [660mm]	2' 8" [815mm]	-E, -P or -L
	Flat Top	2894-FT	2' 2" [660mm]	2' 8" [815mm]	-E, -P or -L
	Dome Top	2894-DT	2' 2" [660mm]	3' 5" [1040mm]	-E, -P or -L
	Ash/Dome Top	2894-AT	2' 2" [660mm]	3' 4" [1015mm]	-E, -P or -L


Material: Powder-coated steel.

Options: Mounting method, powder-coating color and powder-coated metal liner.

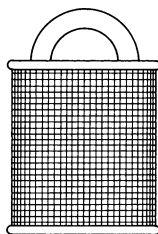
Notes: Includes 32-gallon plastic liner. Top matches container unless otherwise specified.
Key-locking tops are standard on -FT, -DT, -AT and -HT models.



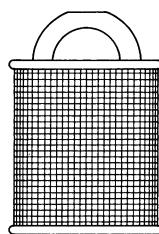
2894-OT



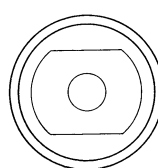
2894-FT



2894-DT




2894-AT



"Large Capacity"

TimberForm Profile	Model	Diameter	Height	Mounting Options
Ash Receptacle	2892	1' 2" [355mm]	2' 8" [815mm]	-E or -P



2892



Material: Powder-coated steel.

Options: Mounting method and powder-coating color.

Notes: Includes matching powder-coated steel ash tray/liner.

For product information or design assistance,
please contact your local representative or
call us at 1-800/547-1940, Ext. 991.

See more at www.TimberForm.com



Profile Litter Containers shown above with optional powder-coated metal liners.

Ten CASPAX-7[™] Standard Powder-Coating Colors



Choose from these standard hues or from a
wide spectrum of nearly 200 special designer colors.

Due to variations in the printing process the colors shown are only a guide to the actual powder-coating colors.