

For product information or design assistance,  
please contact your local representative or  
call us at 1-800/547-1940, Ext. 991.

See more at [www.TimberForm.com](http://www.TimberForm.com)

TimberForm<sup>®15</sup>  
**Restoration**











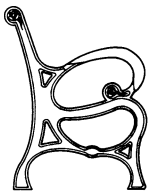
| TimberForm Restoration     | Model         | Length         | Width         | Height         | Seat Height   | Mounting |
|----------------------------|---------------|----------------|---------------|----------------|---------------|----------|
| <b>Bench with Armrests</b> | <b>2118-3</b> | 3' 0" [915mm]  | 2' 3" [685mm] | 2' 10" [865mm] | 1' 4" [405mm] | Surface* |
|                            | <b>2118-6</b> | 6' 0" [1830mm] | 2' 3" [685mm] | 2' 10" [865mm] | 1' 4" [405mm] | Surface* |
|                            | <b>2118-8</b> | 8' 0" [2440mm] | 2' 3" [685mm] | 2' 10" [865mm] | 1' 4" [405mm] | Surface* |

**Material:** Frames of black powder-coated cast iron with kiln-dried 6/4 and 8/4 patterned Alaska yellow cedar wood slats.


**Options:** Frame color, Marine Teak or Purpleheart wood slats and **powder-coated metal slats**. Can be special ordered with customer's name and/or logo cast in bench ends and/or without decorative rose in casting.

**Suggestions:** Specify matching litter container **2107** and ash receptacle **2108**. Also see complementary litter container **2136** and ash receptacle **2137** (see page 65). Matching planters are available.

**Notes:** \* For permanent or movable applications only (anchoring bolts by others).



2118



2118-6

| TimberForm Restoration                    | Model                      | Length           | Width         | Height         | Seat Height   | Mounting |
|---|----------------------------|------------------|---------------|----------------|---------------|----------|
| <b>Bench with Intermediate Armrest(s)</b> | <b>2119-7<sup>1</sup></b>  | 6' 11" [2110mm]  | 2' 3" [685mm] | 2' 10" [865mm] | 1' 4" [405mm] | Surface* |
|   | <b>2119-8<sup>1</sup></b>  | 7' 11" [2415mm]  | 2' 3" [685mm] | 2' 10" [865mm] | 1' 4" [405mm] | Surface* |
|   | <b>2119-10<sup>1</sup></b> | 9' 11" [3025mm]  | 2' 3" [685mm] | 2' 10" [865mm] | 1' 4" [405mm] | Surface* |
|   | <b>2119-12<sup>1</sup></b> | 11' 11" [3630mm] | 2' 3" [685mm] | 2' 10" [865mm] | 1' 4" [405mm] | Surface* |
|   | <b>2119-14<sup>2</sup></b> | 13' 11" [4240mm] | 2' 3" [685mm] | 2' 10" [865mm] | 1' 4" [405mm] | Surface* |
|   | <b>2119-16<sup>2</sup></b> | 15' 11" [4850mm] | 2' 3" [685mm] | 2' 10" [865mm] | 1' 4" [405mm] | Surface* |

**Material:** Frames of black powder-coated cast iron with kiln-dried 6/4 and 8/4 patterned Alaska yellow cedar wood slats.

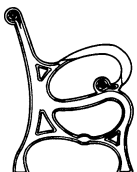
**Options:** Frame color, Marine Teak or Purpleheart wood slats and **powder-coated metal slats**. Can be special ordered with customer's name and/or logo cast in bench ends and/or without decorative rose in casting.

**Suggestions:** Specify matching litter container **2107** and ash receptacle **2108**. Also see complementary litter container **2136** and ash receptacle **2137** (see page 65). Matching planters are available.

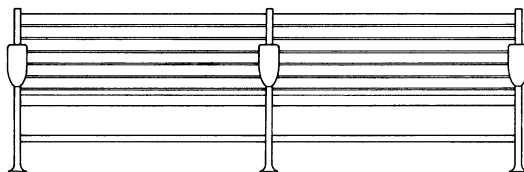
**Notes:** \* For permanent or movable applications only (anchoring bolts by others).

<sup>1</sup> Includes one intermediate frame with armrest.

<sup>2</sup> Includes two intermediate frames with armrest.



2119



2119-8



A



B



C



D

| TimberForm Restoration | Model                | Length           | Width         | Height        | Seat Height   | Mounting |
|------------------------|----------------------|------------------|---------------|---------------|---------------|----------|
| Seat                   | 2123-4               | 4' 0" [1220mm]   | 1' 9" [535mm] | 1' 5" [430mm] | 1' 4" [405mm] | Surface* |
|                        | 2123-6               | 6' 0" [1830mm]   | 1' 9" [535mm] | 1' 5" [430mm] | 1' 4" [405mm] | Surface* |
|                        | 2123-8               | 8' 0" [2440mm]   | 1' 9" [535mm] | 1' 5" [430mm] | 1' 4" [405mm] | Surface* |
|                        | 2123-10 <sup>1</sup> | 9' 11" [3025mm]  | 1' 9" [535mm] | 1' 5" [430mm] | 1' 4" [405mm] | Surface* |
|                        | 2123-12 <sup>1</sup> | 11' 11" [3630mm] | 1' 9" [535mm] | 1' 5" [430mm] | 1' 4" [405mm] | Surface* |
|                        | 2123-14 <sup>2</sup> | 13' 11" [4240mm] | 1' 9" [535mm] | 1' 5" [430mm] | 1' 4" [405mm] | Surface* |
|                        | 2123-16 <sup>2</sup> | 15' 11" [4850mm] | 1' 9" [535mm] | 1' 5" [430mm] | 1' 4" [405mm] | Surface* |

**Material:** Frames of black powder-coated cast iron with kiln-dried 6/4 and 8/4 patterned Alaska yellow cedar wood slats.

**Options:** Frame color, Marine Teak or Purpleheart wood slats and **powder-coated metal slats**. Can be special ordered without decorative rose in casting.

**Suggestions:** Specify matching litter container **2107** and ash receptacle **2108**. Also see complementary litter container **2136** and ash receptacle **2137** (see page 65). Matching planters are available.

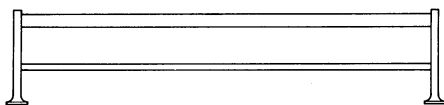
**Notes:** \* For permanent or movable applications only (anchoring bolts by others).

<sup>1</sup> Includes one intermediate frame.

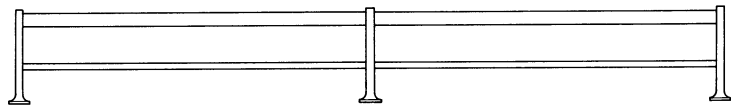
<sup>2</sup> Includes two intermediate frames.



2123



2123-6



2123-10





| TimberForm Restoration  | Style        | Model          | Length         | Width          | Height        | Mounting |
|-------------------------|--------------|----------------|----------------|----------------|---------------|----------|
| <b>Litter Container</b> | Open Top     | <b>2107-OT</b> | 1' 11" [585mm] | 1' 11" [585mm] | 2' 6" [760mm] | Surface* |
|                         | Flat Top     | <b>2107-FT</b> | 1' 11" [585mm] | 1' 11" [585mm] | 2' 7" [785mm] | Surface* |
|                         | Dome Top     | <b>2107-DT</b> | 1' 11" [585mm] | 1' 11" [585mm] | 3' 1" [940mm] | Surface* |
|                         | Ash/Dome Top | <b>2107-AT</b> | 1' 11" [585mm] | 1' 11" [585mm] | 3' 0" [915mm] | Surface* |
|                         | Hamper Top   | <b>2107-HT</b> | 1' 11" [585mm] | 1' 11" [585mm] | 3' 2" [965mm] | Surface* |


**Material:** Frame of black powder-coated steel with kiln-dried 6/4 and 8/4 patterned Alaska yellow cedar wood surround.

**Options:** Top color and Marine Teak or Purpleheart wood surround.


**Notes:** Includes 36-gallon plastic liner. Top matches frame unless otherwise specified except the Hamper Top which is brushed stainless steel. Key-locking tops are standard on **-FT**, **-DT** and **-AT** models

\* For permanent or movable applications only (anchoring bolts by others).

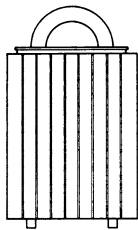
Also available in a 21-gallon capacity, specify complementary model number **2125**.



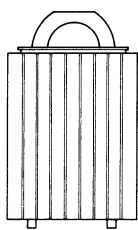
2107-OT



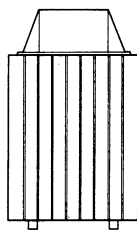
2107-FT



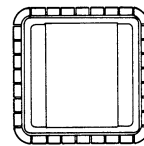
2107-DT



2107-AT




2107-HT



"Large Capacity"

| TimberForm Restoration | Model       | Length        | Width         | Height        | Mounting |
|------------------------|-------------|---------------|---------------|---------------|----------|
| <b>Ash Receptacle</b>  | <b>2108</b> | 1' 1" [330mm] | 1' 1" [330mm] | 2' 6" [760mm] | Surface* |



2108



**Material:** Frames of black powder-coated steel with kiln-dried 6/4 and 8/4 patterned Alaska yellow cedar wood surround.

**Options:** Ash tray color and Marine Teak or Purpleheart wood surround.

**Notes:** Includes black powder-coated steel ash tray.

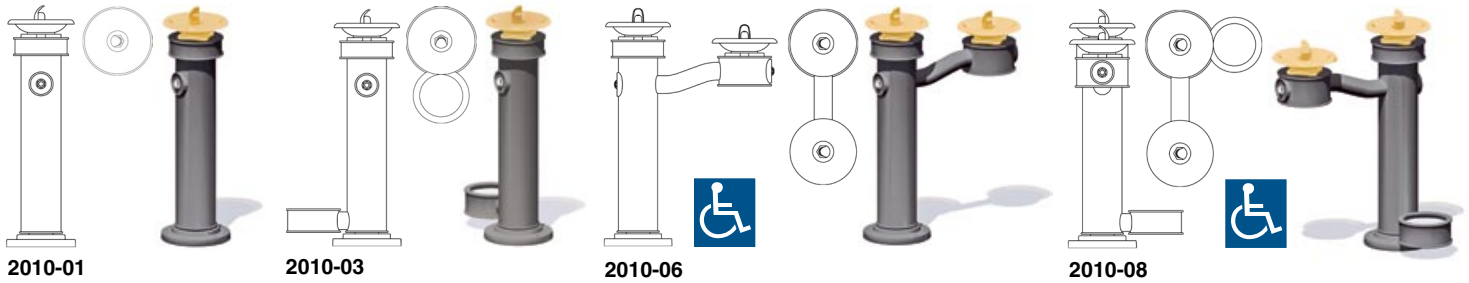
\* For permanent applications only (anchoring bolts by others).

| TimberForm Restoration & Antigo                   | Model          | Length        | Width         | Height         | Mouthguard Height(s)          | Mounting |
|---|----------------|---------------|---------------|----------------|-------------------------------|----------|
| <b>Drinking Fountain</b>                          | <b>2010-01</b> | 1' 0" [305mm] | 1' 0" [305mm] | 3' 4" [1015mm] | 3' 3" [990mm]                 | Surface* |
| <b>Drinking Fountain with Pet Bowl</b>            | <b>2010-03</b> | 1' 8" [510mm] | 1' 0" [305mm] | 3' 4" [1015mm] | 3' 3" [990mm]                 | Surface* |
| <b>Accessible Drinking Fountain</b>               | <b>2010-06</b> | 2' 6" [760mm] | 1' 0" [305mm] | 3' 4" [1015mm] | 3' 0" [915mm] & 3' 3" [990mm] | Surface* |
| <b>Accessible Drinking Fountain with Pet Bowl</b> | <b>2010-08</b> | 2' 6" [760mm] | 1' 8" [510mm] | 3' 4" [1015mm] | 3' 0" [915mm] & 3' 3" [990mm] | Surface* |

**Material:** Drinking fountain and base of powder-coated steel.  
Bowl, bubbler and mouthguard of polished brass. Push-button activator of stainless steel.

**Options:** Powder-coating color.

**Notes:** \* Permanently mounted only (water supply by others).



| TimberForm Antigo & Spartan | Style               | Model          | Length         | Width          | Height        | Mounting |
|-----------------------------|---------------------|----------------|----------------|----------------|---------------|----------|
| <b>Litter Container</b>     | <b>Open Top</b>     | <b>2126-OT</b> | 1' 10" [560mm] | 1' 10" [560mm] | 2' 6" [760mm] | Surface* |
|                             | <b>Flat Top</b>     | <b>2126-FT</b> | 1' 10" [560mm] | 1' 10" [560mm] | 2' 7" [785mm] | Surface* |
|                             | <b>Dome Top</b>     | <b>2126-DT</b> | 1' 10" [560mm] | 1' 10" [560mm] | 3' 1" [940mm] | Surface* |
|                             | <b>Ash/Dome Top</b> | <b>2126-AT</b> | 1' 10" [560mm] | 1' 10" [560mm] | 3' 0" [915mm] | Surface* |
|                             | <b>Hamper Top</b>   | <b>2126-HT</b> | 1' 10" [560mm] | 1' 10" [560mm] | 3' 2" [965mm] | Surface* |

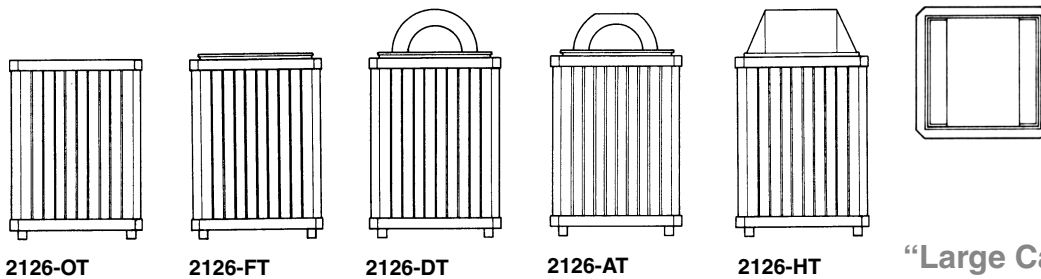
**Material:** Frame of black powder-coated steel with kiln-dried 6/4 patterned Alaska yellow cedar wood surround.

**Options:** Frame and top color and Marine Teak or Purpleheart wood surround.

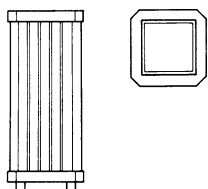
**Notes:** Includes 36-gallon plastic liner. Top matches frame unless otherwise specified except the Hamper Top which is brushed stainless steel. Key-locking tops are standard on **-FT**, **-DT** and **-AT** models.

\* For permanent or movable applications only (anchoring bolts by others).

Also available in a 21-gallon capacity, specify model number **2125**.



| TimberForm Antigo & Spartan | Model       | Length        | Width         | Height        | Mounting |
|-----------------------------|-------------|---------------|---------------|---------------|----------|
| <b>Ash Receptacle</b>       | <b>2127</b> | 1' 1" [330mm] | 1' 1" [330mm] | 2' 6" [760mm] | Surface* |



**Material:** Frame of black powder-coated steel with kiln-dried 6/4 patterned Alaska yellow cedar wood surround.

**Options:** Frame and ash tray color and Marine Teak or Purpleheart wood surround.

**Notes:** Includes black powder-coated steel ash tray.

\* For permanent applications only (anchoring bolts by others).

2127

## Ten CASPAX-7™ Standard Powder-Coating Colors

Choose from these standard hues or from a wide spectrum of nearly 200 special designer colors.



Due to variations in the printing process the colors shown are only a guide to the actual powder-coating colors.