

For product information or design assistance,
please contact your local representative or
call us at 1-800/547-1940, Ext. 991.

See more at www.TimberForm.com



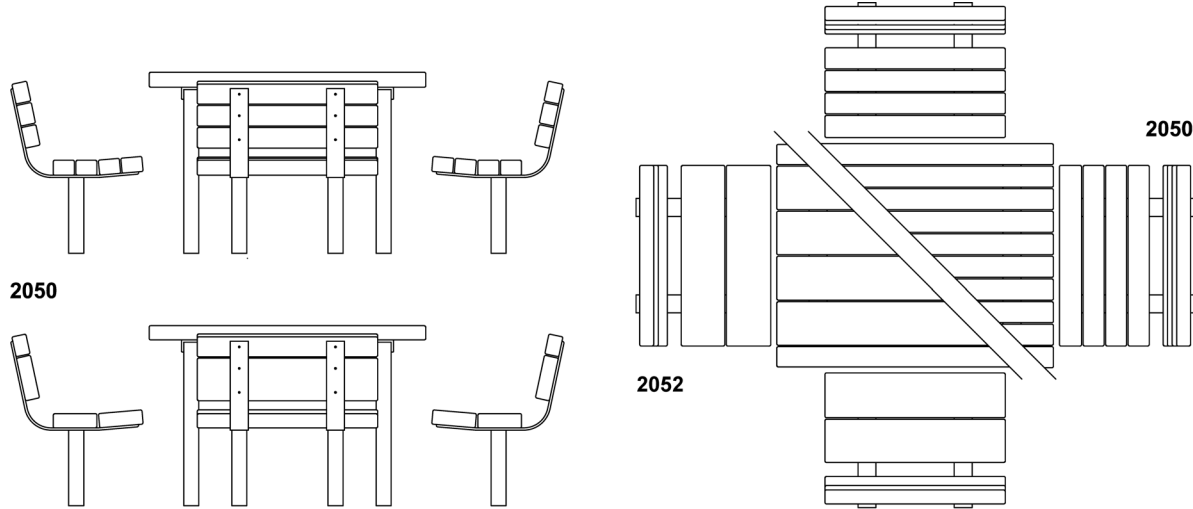


TimberForm Parkway	Model	Length	Width	Height	Seat Height	Mounting Options
Table and Chairs	2052	7' 8" [2335mm]	7' 0" [2135mm]	2' 6" [760mm]	1' 4" [405mm]	-E* or -P



Also offered with recycled plastic slats. Specify 2050 or 2051.

- Material:** Frames of black powder-coated steel with kiln-dried 3 x 4 and 3 x 8 (nominal) wood slats. Specify 2050 for 3 x 4 (nominal) recycled plastic slats.
- Options:** Mounting method, frame color, slat material (wood or recycled plastic) and chair quantity. For wheelchair accessibility specify 2053 (wood) or 2051 (recycled plastic) with three chairs rather than four. Can also be special ordered with two, one or no chairs.
- Suggestions:** Specify matching litter container 2086 (wood) or 2089 (recycled plastic) and ash receptacle 2087 (wood) or 2090 (recycled plastic) [see page 80]. GameBoard 2095 is available for this table (see page 99).
- Notes:** *Supplied as standard for embedment (permanent) mounting.



2052

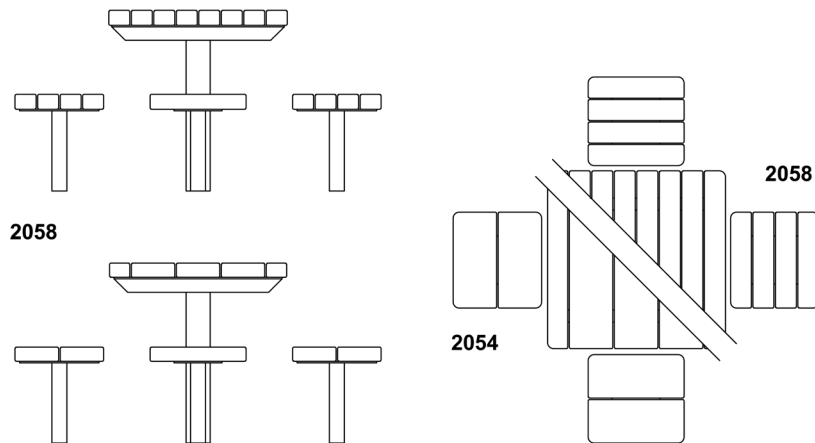
For wheelchair access specify 2053 (wood) or 2051 (recycled plastic) supplied with three chairs rather than four.

TimberForm Parkway	Model	Length	Width	Height	Seat Height	Mounting Options
Table and Seats	2054	5' 1" [1550mm]	5' 1" [1550mm]	2' 6" [760mm]	1' 4" [405mm]	-E* or -P



Also offered with recycled plastic slats. Specify 2058 or 2059.

- Material:** Frames of black powder-coated steel with kiln-dried 3 x 4 and 3 x 8 (nominal) wood slats. Specify 2058 for 3 x 4 (nominal) recycled plastic slats.
- Options:** Mounting method, frame color, slat material (wood or recycled plastic) and seat quantity. For wheelchair accessibility specify 2055 (wood) or 2059 (recycled plastic) with three seats rather than four. Can also be special ordered with two, one or no seats.
- Suggestions:** Specify matching litter container 2086 (wood) or 2089 (recycled plastic) and ash receptacle 2087 (wood) or 2090 (recycled plastic) [see page 80]. GameBoard 2095 is available for this table (see page 99).
- Notes:** *Supplied as standard for embedment (permanent) mounting.



2054



For wheelchair access specify 2055 (wood) or 2059 (recycled plastic) supplied with three seats rather than four.

Mounting Options: -E Add this suffix for embedment (permanent) mounting option. -P Add this suffix for pedestal (fixed surface) mounting option (anchoring bolts by others).

TimberForm Parkway	Model	Length	Width	Height	Seat Height	Mounting Options
Integral Table and Seats	2056	5' 1" [1550mm]	5' 1" [1550mm]	2' 6" [760mm]	1' 4" [405mm]	-E*, -P or -R

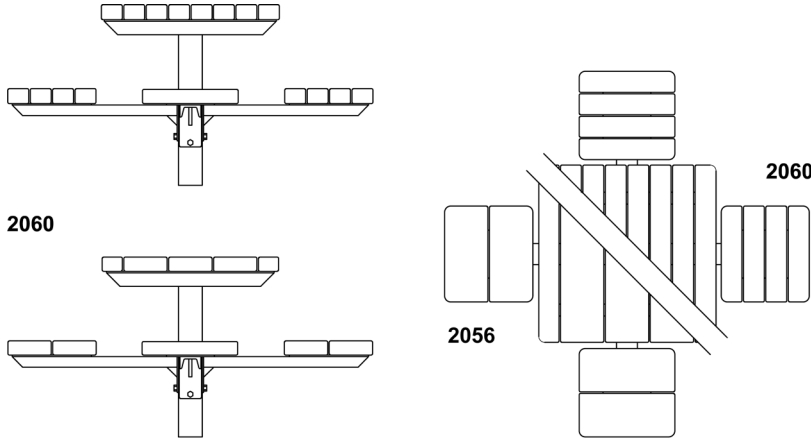
Also offered with recycled plastic slats. Specify 2060 or 2061.

Material: Frames of black powder-coated steel with kiln-dried 3 x 4 and 3 x 8 (nominal) wood slats. Specify 2060 for 3 x 4 (nominal) recycled plastic slats.

Options: Mounting method, frame color, slat material (wood or recycled plastic) and seat quantity. For wheelchair accessibility specify 2057 (wood) or 2061 (recycled plastic) with three seats rather than four. Can also be special ordered with two, one or no seats.

Suggestions: Specify matching litter container 2086 (wood) or 2089 (recycled plastic) and ash receptacle 2087 (wood) or 2090 (recycled plastic) [see page 80]. GameBoard 2095 is available for this table (see page 99).

Notes: *Supplied as standard for embedment (permanent) mounting.



For wheelchair access specify 2057 (wood) or 2061 (recycled plastic) supplied with three seats rather than four.

2056

TimberForm Parkway	Model	Length	Width	Height	Seat Height	Mounting Options
Picnic Table and Seats	2062	7' 10" [2390mm]	5' 9" [1755mm]	2' 6" [760mm]	1' 4" [405mm]	-E* or -P
Accessible Picnic Table and Seats	2063¹	7' 10" [2390mm]	5' 9" [1755mm]	2' 8" [815mm]	1' 6" [455mm]	-E* or -P

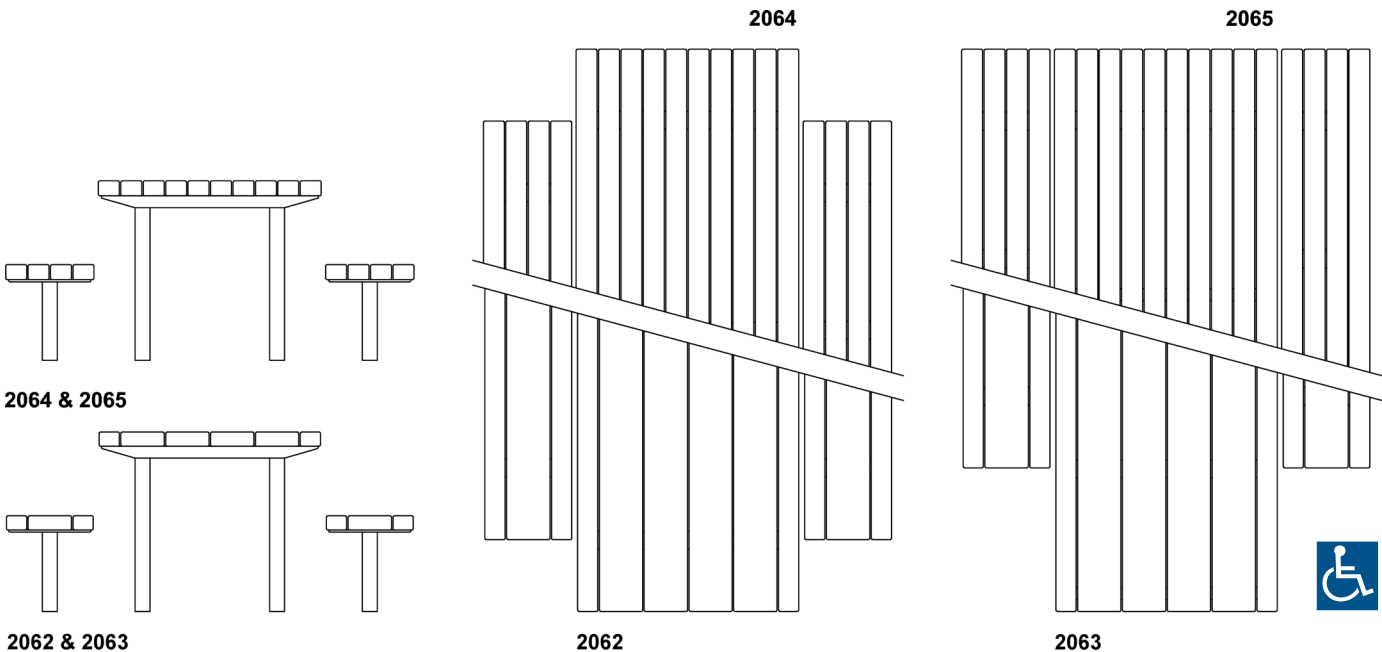
Also offered with recycled plastic slats. Specify 2064 or 2065.

Material: Frames of black powder-coated steel with kiln-dried 3 x 4 and 3 x 8 (nominal) wood slats. Specify 2064 or 2065 for 3 x 4 (nominal) recycled plastic slats.

Options: Mounting method, frame color and slat material (wood or recycled plastic).

Suggestions: Specify matching litter container 2086 (wood) or 2089 (recycled plastic) and ash receptacle 2087 (wood) or 2090 (recycled plastic) [see page 80]. GameBoard 2095 is available for this table (see page 99).

Notes: *Supplied as standard for embedment (permanent) mounting.
¹2063 (wood) and 2065 (recycled plastic) are wheelchair accessible.



2062 & 2063


2062

2063

Mounting Options -E Add this suffix for embedment (permanent) mounting option. -P Add this suffix for pedestal (fixed surface) mounting option (anchoring bolts by others). -R Add this suffix for removable mounting option

For product information or design assistance, please contact your local representative or call us at 1-800/547-1940, Ext. 991.



TimberForm Parkway	Model	Length	Width	Height	Seat Height	Mounting Options
Picnic Table and Benches	2073	7' 10" [2390mm]	7' 0" [2135mm]	2' 6" [760mm]	1' 4" [405mm]	-E* or -P
 Accessible Picnic Table and Benches	2072¹	7' 10" [2390mm]	7' 0" [2135mm]	2' 8" [815mm]	1' 6" [455mm]	-E* or -P



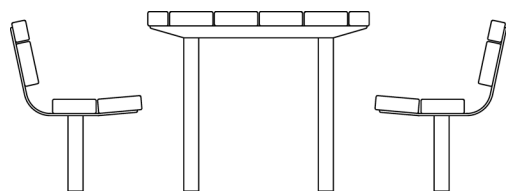
Also offered with recycled plastic slats. Specify 2071 or 2070.

Material: Frames of black powder-coated steel with kiln-dried 3 x 4 and 3 x 8 (nominal) wood slats. Specify 2070 or 2071 for 3 x 4 (nominal) recycled plastic slats.

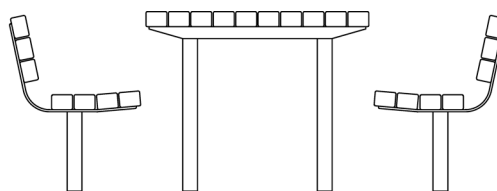
Options: Mounting method, frame color and slat material (wood or recycled plastic).

Suggestions: Specify matching litter container 2086 (wood) or 2089 (recycled plastic) and ash receptacle 2087 (wood) or 2090 (recycled plastic) [see page 80]. GameBoard 2095 is available for this table (see page 99).


Notes: *Supplied as standard for embedment (permanent) mounting.
¹2072 (wood) and 2070 (recycled plastic) are wheelchair accessible.




2072 & 2073



2070 & 2071



2073




2071

2072



2070

See complementary TimberForm Parkway site furnishings on pages 77-80.



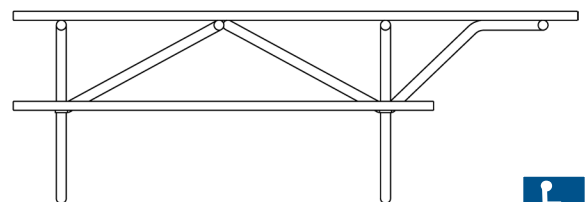
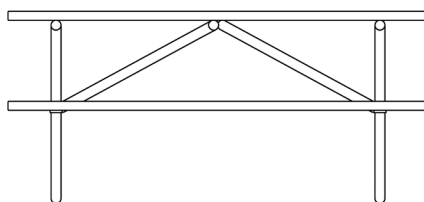
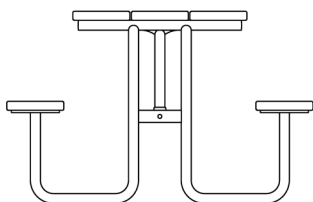

TimberForm Parkway	Model	Length	Width	Height	Seat Height	Mounting
Picnic Table with Seats	2074-6	5' 10" [1780mm]	4' 3" [1295mm]	2' 8" [815mm]	1' 5" [430mm]	Surface*
♿ Accessible Picnic Table with Seats	2075-6 ¹	7' 10" [2390mm]	4' 3" [1295mm]	2' 8" [815mm]	1' 5" [430mm]	Surface*

Also offered with recycled plastic slats. Specify 2076 or 2077.

Material: Powder-coated schedule 40 steel pipe frames with kiln-dried 2 x 10 (nominal) wood slats. Specify 2076 or 2077 for 2 x 10 (nominal) recycled plastic slats.

Options: Frame color and slat material (wood or recycled plastic).

Notes: * For permanent or movable applications only (anchoring bolts by others).
¹ 2075 (wood) and 2077 (recycled plastic) are wheelchair accessible.



2074, 2075, 2076 & 2077

2074-6 & 2076-6

2075-6 and 2077-6



TimberForm Greenway	Model	Length	Width	Height	Seat Height	Mounting Options
Picnic Table with Seats	2162-6	5' 10" [1780mm]	4' 7" [1395mm]	2' 6" [760mm]	1' 4" [405mm]	-E* or -P
	2162-8	7' 10" [2390mm]	4' 7" [1395mm]	2' 6" [760mm]	1' 4" [405mm]	-E* or -P
Accessible Picnic Table with Seats	2163-6¹	7' 10" [2390mm]	4' 7" [1395mm]	2' 8" [815mm]	1' 6" [455mm]	-E* or -P
	2163-8¹	9' 10" [2995mm]	4' 7" [1395mm]	2' 8" [815mm]	1' 6" [455mm]	-E* or -P



Also offered with recycled plastic slats. Specify **2166** or **2167**.

Material: Frames of black powder-coated steel with kiln-dried 4 x 6 (nominal) wood slats.

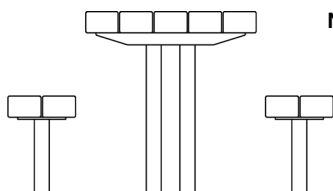
Specify **2166** or **2167** for 4 x 6 (nominal) recycled plastic slats.

Options: Mounting method, frame color and slat material (wood or recycled plastic).

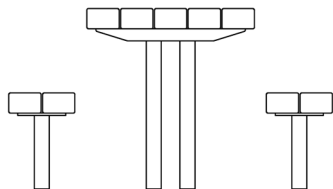
Suggestions: Specify complementary litter container **2086** (wood) or **2089** (recycled plastic) and ash receptacle **2087** (wood) or **2090** (recycled plastic) [see page 80]; or specify complementary litter container **2252** (wood) [see page 76] GameBoard **2095** is available for this table (see page 99).

Notes: * Supplied as standard for embedment (permanent) mounting.

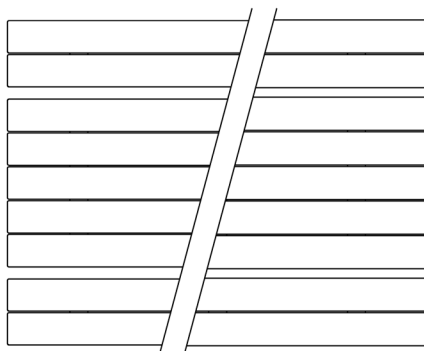
¹2163 (wood) and 2167 (recycled plastic) are wheelchair accessible.



2166 & 2167

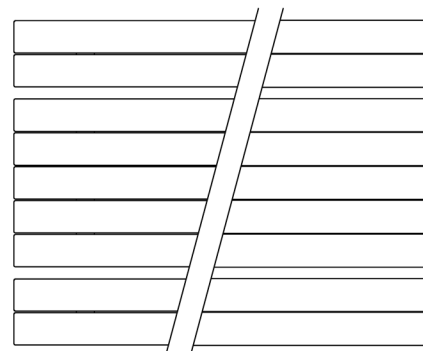


2162 & 2163



2162-6

2166-6



2163-6

2167-6



TimberForm Greenway	Model	Length	Width	Height	Seat Height	Mounting
Picnic Table with Seats	2164-6	5' 10" [1780mm]	4' 7" [1395mm]	2' 6" [760mm]	1' 4" [405mm]	Surface*
	2164-8	7' 10" [2390mm]	4' 7" [1395mm]	2' 6" [760mm]	1' 4" [405mm]	Surface*
Accessible Picnic Table with Seats	2165-6¹	7' 10" [2390mm]	4' 7" [1395mm]	2' 8" [815mm]	1' 6" [455mm]	Surface*
	2165-8¹	9' 10" [2995mm]	4' 7" [1395mm]	2' 8" [815mm]	1' 6" [455mm]	Surface*



Also offered with recycled plastic slats. Specify **2168** or **2169**.

Material: Frames of black powder-coated steel with kiln-dried 4 x 6 (nominal) wood slats.

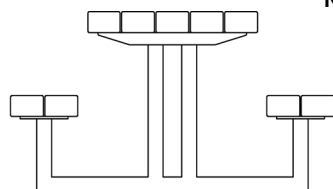
Specify **2168** or **2169** for 4 x 6 (nominal) recycled plastic slats.

Options: Mounting method, frame color and slat material (wood or recycled plastic).

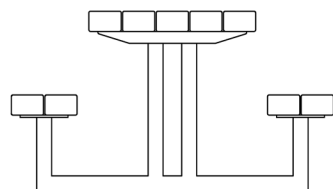
Suggestions: Specify complementary litter container **2086** (wood) or **2089** (recycled plastic) and ash receptacle **2087** (wood) or **2090** (recycled plastic) [see page 80]; or specify complementary litter container **2252** (wood) [see page 76] GameBoard **2095** is available for this table (see page 99).

Notes: * For permanent or movable applications only (anchoring bolts by others).

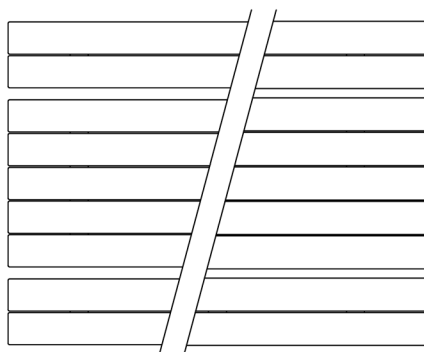
¹2165 (wood) and 2169 (recycled plastic) are wheelchair accessible.



2168 & 2169

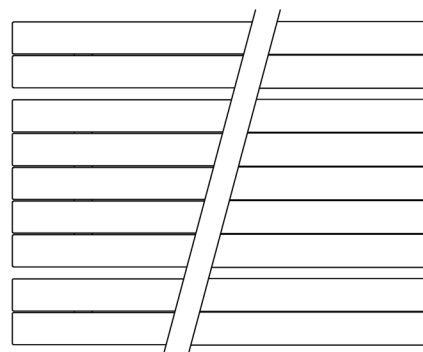


2164 & 2165



2164-6

2168-6



2165-6

2169-6



Mounting Options: -E Add this suffix for embedment (permanent) mounting option. -P Add this suffix for pedestal (fixed surface) mounting option (anchoring bolts by others).

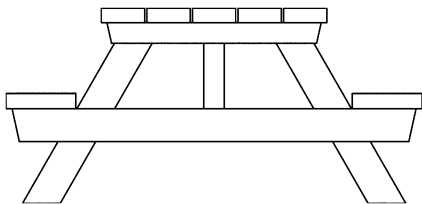


TimberForm Arbor	Model	Length	Width	Height	Seat Height	Mounting
Picnic Table with Seats	2242-6	5' 10" [1780mm]	5' 9" [1755mm]	2' 6" [760mm]	1' 4" [405mm]	Surface*
	2242-8	7' 10" [2390mm]	5' 9" [1755mm]	2' 6" [760mm]	1' 4" [405mm]	Surface*
♿ Accessible Picnic Table with Seats	2241-6'	7' 10" [2390mm]	5' 9" [1755mm]	2' 8" [815mm]	1' 6" [455mm]	Surface*
	2241-8'	9' 10" [2995mm]	5' 9" [1755mm]	2' 8" [815mm]	1' 6" [455mm]	Surface*

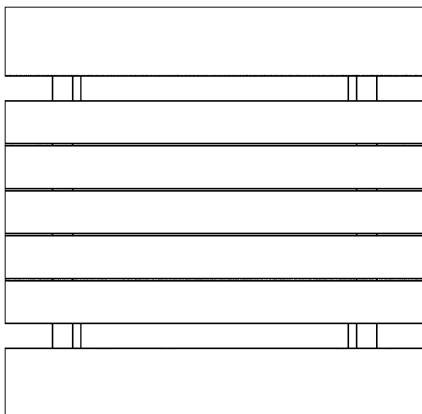
Material: Seasoned free-of-heart-center 3 x 8, 3 x 12, 4 x 4 and 4 x 6 (nominal) Douglas fir, pressure preservatively treated after **all fabrication completed**.

Suggestions: Specify complementary litter container **2252** (see page **76**) . GameBoard **2095** is available for this table (see page **99**).

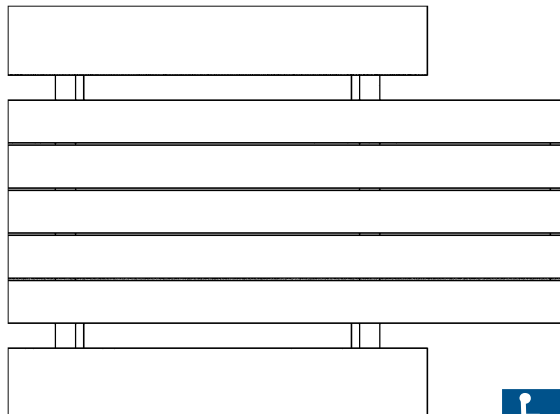
Notes: * For permanent or movable applications only (anchoring bolts by others).
' Wheelchair accessible.



2241 & 2242



2242-6



2241-6



For product information or design assistance, please contact your local representative or call us at 1-800/547-1940, Ext. 991.



A

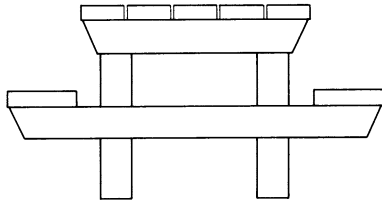
B

TimberForm Arbor	Model	Length	Width	Height	Seat Height	Mounting Options
Picnic Table with Seats	2244-8	7' 10" [2390mm]	5' 4" [1625mm]	2' 6" [760mm]	1' 4" [405mm]	-E* or -P
♿ Accessible Picnic Table with Seats	2243-8¹	9' 10" [2995mm]	5' 4" [1625mm]	2' 8" [815mm]	1' 6" [455mm]	-E* or -P


Material: Seasoned free-of-heart-center 3 x 8, 3 x 12, 4 x 6 and 6 x 6 (nominal) Douglas fir, pressure preservatively treated after **all fabrication completed**.

Suggestions: Specify complementary litter container **2252** (see page 76). GameBoard **2095** is available for this table (see page **99**).

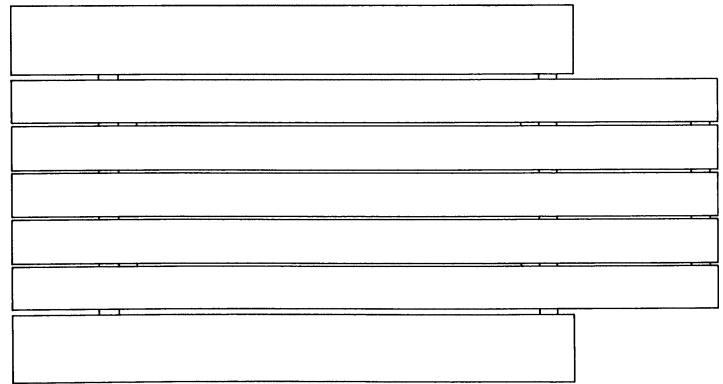
Notes: * Supplied as standard for embedment (permanent) mounting.
¹ Wheelchair accessible.



2243 & 2244



2244-8



2243-8



Mounting Options: -E Add this suffix for embedment (permanent) mounting option. -P Add this suffix for pedestal (fixed surface) mounting option (anchoring bolts by others).

Drinking fountains for parks and picnic areas can be seen on pages 12 and 24.



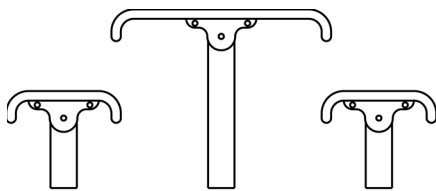
TimberForm Boulevard	Model	Length	Width	Height	Seat Height	Mounting Options
Picnic Table and Seats	2609-6	6' 2" [1880mm]	6' 2" [1880mm]	2' 6" [760mm]	1' 4" [405mm]	-E or -P
Accessible Picnic Table and Seats	2619-6¹	6' 2" [1880mm]	6' 2" [1880mm]	2' 8" [815mm]	1' 6" [455mm]	-E or -P

Material: Powder-coated steel with perforated steel table top and seating surfaces.

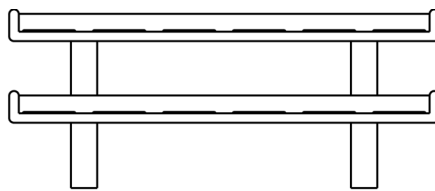
Options: Mounting method and powder-coating color.

Suggestions: Specify matching litter container **2615** or **2618** and ash receptacle **2616** (see page 61).


Notes: ¹ Wheelchair accessible, one table leg is offset to accommodate wheelchair.



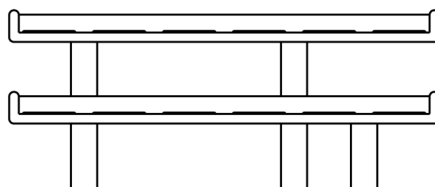
2609 & 2619



2609-6



2609 & 2619



2619-6



See complementary TimberForm Boulevard site furnishings on pages 59-61.


TimberForm Manor	Model	Diameter	Length	Width	Height	Mounting Options
Round Table with Center Support	2902-0030	2' 6" [760mm]			2' 6" [760mm]	-E or -P
	2902-0036	3' 0" [915mm]			2' 6" [760mm]	-E or -P
	2902-0044	3' 6" [1065mm]			2' 6" [760mm]	-E or -P
Square Table with Center Support	2902-3030		2' 6" [760mm]	2' 6" [760mm]	2' 6" [760mm]	-E or -P
	2902-3636		3' 0" [915mm]	3' 0" [915mm]	2' 6" [760mm]	-E or -P
	2902-4444		3' 6" [1065mm]	3' 6" [1065mm]	2' 6" [760mm]	-E or -P
Round Table with Four Legs	2905-0030	2' 6" [760mm]			2' 6" [760mm]	-E, -P or -L
	2905-0036	3' 0" [915mm]			2' 6" [760mm]	-E, -P or -L
	2905-0042	3' 6" [1065mm]			2' 6" [760mm]	-E, -P or -L
Square Table with Four Legs	2905-3030		2' 6" [760mm]	2' 6" [760mm]	2' 6" [760mm]	-E, -P or -L
	2905-3636		3' 0" [915mm]	3' 0" [915mm]	2' 6" [760mm]	-E, -P or -L
	2905-4242		3' 6" [1065mm]	3' 6" [1065mm]	2' 6" [760mm]	-E, -P or -L

Material: Powder-coated steel.

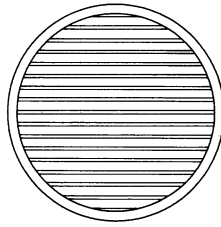
Options: Mounting method and powder-coating color. Specify Table with GameBoard **2903** (with center support) or **2906** (with four legs) or table with umbrella hole **2904** (with center support) or **2907** (with four legs).

Suggestions: See Manor Series for matching benches, seats, litter containers and ash receptacles and TimberForm Chairs and Seats for matching chairs and seats.

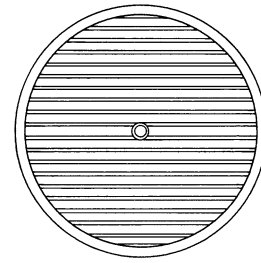
Notes: All tables are wheelchair accessible. Tables with center support are shown below.



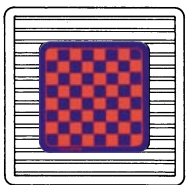
2903-0030 & 2906-0030




2902-0036 & 2905-0036



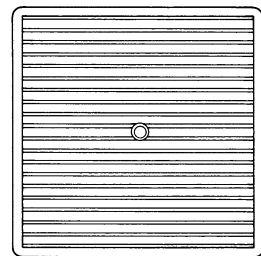
2904-0044 & 2907-0042



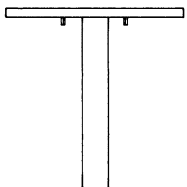
2903-3030 & 2906-3030



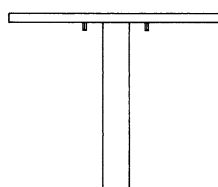
2902-3636 & 2905-3636



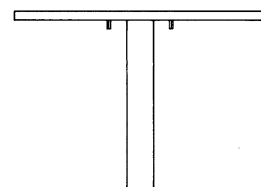
2904-4444 & 2907-4242



2902, 2903 & 2904



2902, 2903 & 2904



2902, 2903 & 2904



Mounting Options: **-E** Add this suffix for embedment (permanent) mounting option. **-P** Add this suffix for pedestal (fixed surface) mounting option (anchoring bolts by others). **-L** Add this suffix for leveling feet option.

See complementary TimberForm Manor site furnishings on pages 50-55.

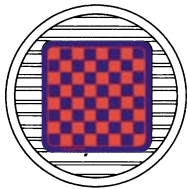
TimberForm Renaissance	Model	Diameter	Length	Width	Height	Mounting Options
Round Table with Center Support	2912-0030	2' 6" [760mm]			2' 6" [760mm]	-E or -P
	2912-0036	3' 0" [915mm]			2' 6" [760mm]	-E or -P
	2912-0044	3' 6" [1065mm]			2' 6" [760mm]	-E or -P
Square Table with Center Support	2912-3030		2' 6" [760mm]	2' 6" [760mm]	2' 6" [760mm]	-E or -P
	2912-3636		3' 0" [915mm]	3' 0" [915mm]	2' 6" [760mm]	-E or -P
	2912-4444		3' 6" [1065mm]	3' 6" [1065mm]	2' 6" [760mm]	-E or -P
Round Table with Four Legs	2915-0030	2' 6" [760mm]			2' 6" [760mm]	-E, -P or -L
	2915-0036	3' 0" [915mm]			2' 6" [760mm]	-E, -P or -L
	2915-0042	3' 6" [1065mm]			2' 6" [760mm]	-E, -P or -L
Square Table with Four Legs	2915-3030		2' 6" [760mm]	2' 6" [760mm]	2' 6" [760mm]	-E, -P or -L
	2915-3636		3' 0" [915mm]	3' 0" [915mm]	2' 6" [760mm]	-E, -P or -L
	2915-4242		3' 6" [1065mm]	3' 6" [1065mm]	2' 6" [760mm]	-E, -P or -L

Material: Powder-coated steel.

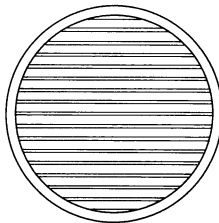
Options: Mounting method and powder-coating color. Specify Table with GameBoard **2913** (with center support) or **2916** (with four legs) or table with umbrella hole **2914** (with center support) or **2917** (with four legs).

Suggestions: See Renaissance Series for matching benches, seats, litter containers and ash receptacles and TimberForm Chairs and Seats for matching chairs and seats.

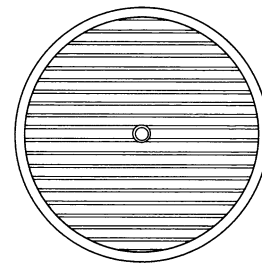
Notes: All tables are wheelchair accessible. Tables with four legs are shown below.



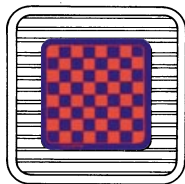
2913-0030 & 2916-0030




2912-0036 & 2915-0036



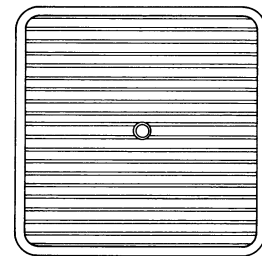
2914-0044 & 2917-0042




2913-3030 & 2916-3030




2912-3636 & 2915-3636




2914-4444 & 2917-4242



2915, 2916 & 2917



2915, 2916 & 2917



2915, 2916 & 2917



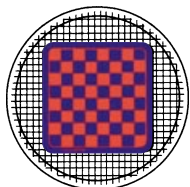
TimberForm Profile	Model	Diameter	Length	Width	Height	Mounting Options
Round Table with Center Support	2922-0030	2' 6" [760mm]			2' 6" [760mm]	-E or -P
	2922-0036	3' 0" [915mm]			2' 6" [760mm]	-E or -P
	2922-0044	3' 6" [1065mm]			2' 6" [760mm]	-E or -P
Square Table with Center Support	2922-3030		2' 6" [760mm]	2' 6" [760mm]	2' 6" [760mm]	-E or -P
	2922-3636		3' 0" [915mm]	3' 0" [915mm]	2' 6" [760mm]	-E or -P
	2922-4444		3' 6" [1065mm]	3' 6" [1065mm]	2' 6" [760mm]	-E or -P
Round Table with Four Legs	2925-0030	2' 6" [760mm]			2' 6" [760mm]	-E, -P or -L
	2925-0036	3' 0" [915mm]			2' 6" [760mm]	-E, -P or -L
	2925-0042	3' 6" [1065mm]			2' 6" [760mm]	-E, -P or -L
Square Table with Four Legs	2925-3030		2' 6" [760mm]	2' 6" [760mm]	2' 6" [760mm]	-E, -P or -L
	2925-3636		3' 0" [915mm]	3' 0" [915mm]	2' 6" [760mm]	-E, -P or -L
	2925-4242		3' 6" [1065mm]	3' 6" [1065mm]	2' 6" [760mm]	-E, -P or -L

Material: Powder-coated steel.

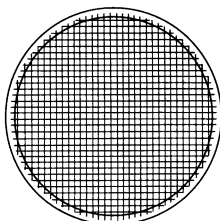
Options: Mounting method and powder-coating color. Specify Table with GameBoard **2923** (with center support) or **2926** (with four legs) or table with umbrella hole **2924** (with center support) or **2927** (with four legs).

Suggestions: See Profile Series for matching benches, seats, litter containers and ash receptacles and TimberForm Chairs and Seats for matching chairs and seats.

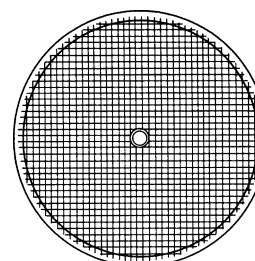
Notes: All tables are wheelchair accessible. Tables with center support are shown below.




2923-0030 &
2926-0030



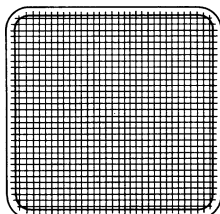
2922-0036 &
2925-0036



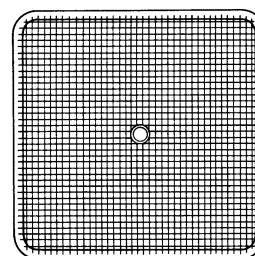
2924-0044 &
2927-0042



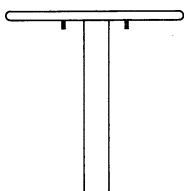
2923-3030 &
2926-3030



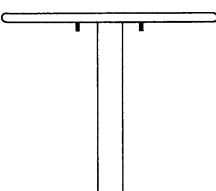
2922-3636 &
2925-3636



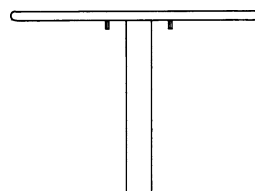
2924-4444 &
2927-4242



2922, 2923 & 2924



2922, 2923 & 2924



2922, 2923 & 2924



Mounting Options: **-E** Add this suffix for embedment (permanent) mounting option. **-P** Add this suffix for pedestal (fixed surface) mounting option (anchoring bolts by others). **-L** Add this suffix for leveling feet option.

See complementary TimberForm Profile site furnishings on pages 41-49.


TimberForm Boulevard	Model	Diameter	Length	Width	Height	Mounting Options
Round Table with Center Support	2932-0030	2' 6" [760mm]			2' 6" [760mm]	-E or -P
	2932-0036	3' 0" [915mm]			2' 6" [760mm]	-E or -P
	2932-0044	3' 6" [1065mm]			2' 6" [760mm]	-E or -P
Square Table with Center Support	2932-3030		2' 6" [760mm]	2' 6" [760mm]	2' 6" [760mm]	-E or -P
	2932-3636		3' 0" [915mm]	3' 0" [915mm]	2' 6" [760mm]	-E or -P
	2932-4444		3' 6" [1065mm]	3' 6" [1065mm]	2' 6" [760mm]	-E or -P
Round Table with Four Legs	2935-0030	2' 6" [760mm]			2' 6" [760mm]	-E, -P or -L
	2935-0036	3' 0" [915mm]			2' 6" [760mm]	-E, -P or -L
	2935-0042	3' 6" [1065mm]			2' 6" [760mm]	-E, -P or -L
Square Table with Four Legs	2935-3030		2' 6" [760mm]	2' 6" [760mm]	2' 6" [760mm]	-E, -P or -L
	2935-3636		3' 0" [915mm]	3' 0" [915mm]	2' 6" [760mm]	-E, -P or -L
	2935-4242		3' 6" [1065mm]	3' 6" [1065mm]	2' 6" [760mm]	-E, -P or -L

Material: Powder-coated steel.

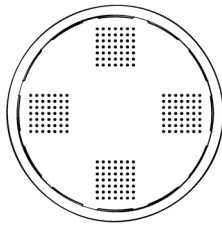
Options: Mounting method and powder-coating color. Specify Table with GameBoard **2933** (with center support) or **2936** (with four legs) or table with umbrella hole **2934** (with center support) or **2937** (with four legs).

Suggestions: See Boulevard Series for matching benches, seats, litter containers and ash receptacles and TimberForm Chairs and Seats for matching chairs and seats.

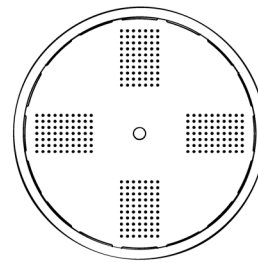
Notes: All tables are wheelchair accessible. Tables with four legs are shown below.




2933-0030 &
2936-0030



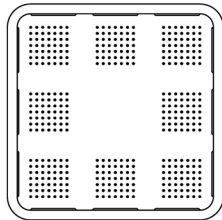
2932-0036 &
2935-0036



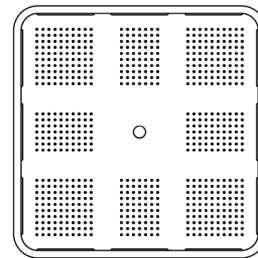
2934-0044 &
2937-0042




2933-3030 &
2936-3030



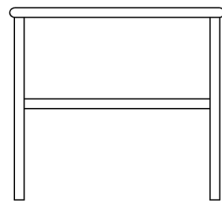
2932-3636 &
2935-3636




2934-4444 &
2937-4242



2935, 2936 & 2937



2935, 2936 & 2937



2935, 2936 & 2937



Mounting Options: **-E** Add this suffix for embedment (permanent) mounting option. **-P** Add this suffix for pedestal (fixed surface) mounting option (anchoring bolts by others). **-L** Add this suffix for leveling feet option.

See complementary TimberForm Boulevard site furnishings on pages 59-61.

For product information or design assistance, please contact your local representative or call us at 1-800/547-1940, Ext. 991.

TimberForm[®] 99 GameBoard & Profile Tables




TimberForm GameBoard	Model	Length	Width	Mounting
GameBoard	2095	1' 6" [455mm]	1' 6" [455mm]	Surface



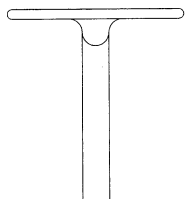
Material: Porcelain enamel on steel. Colors: red on blue.
Options: Custom colors and attachment to wood or metal with tamper-resistant fasteners.

TimberForm Profile	Model	Length	Width	Height	Mounting Options
Square Table with Center Support	2942-3030	2' 6" [760mm]	2' 6" [760mm]	2' 6" [760mm]	-E or -P
	2942-3636	3' 0" [915mm]	3' 0" [915mm]	2' 6" [760mm]	-E or -P
	2942-4444	3' 6" [1065mm]	3' 6" [1065mm]	2' 6" [760mm]	-E or -P


Material: Powder-coated steel.
Options: Mounting method and powder-coating color. Specify Table with GameBoard **2943** or table with umbrella hole **2944**.
Suggestions: See Profile Series for matching benches, seats, litter containers and ash receptacles and TimberForm Chairs and Seats for matching chairs and seats.
Notes: All tables are wheelchair accessible.



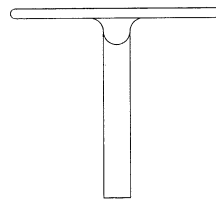
2943-3030



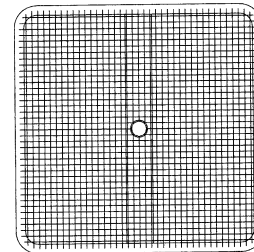
2942, 2943 & 2944



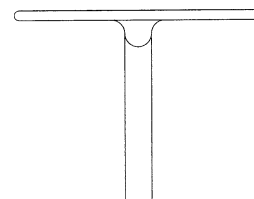
2942-3636



2942, 2943 & 2944



2944-4444



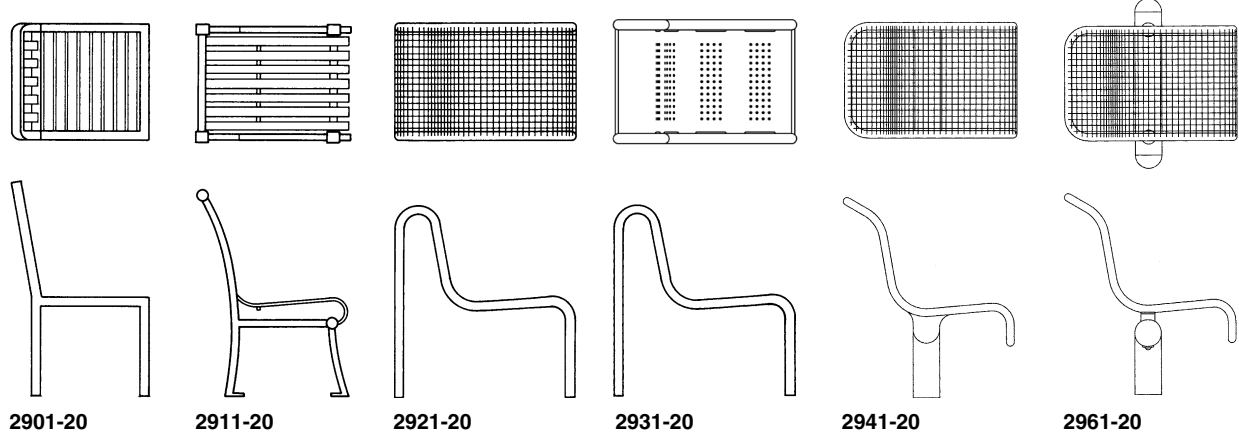
2942, 2943 & 2944



See complementary TimberForm Profile site furnishings on pages 41-49.

TimberForm Type & Series	Model	Length	Width	Height	Seat Height	Mounting Options
Chair-Manor	2901-20	1' 8" [510mm]	1' 11" [585mm]	2' 11" [890mm]	1' 4" [405mm]	-E, -P or -L
Chair-Renaissance	2911-20	1' 8" [510mm]	2' 2" [660mm]	2' 10" [865mm]	1' 4" [405mm]	Surface*
Chair-Profile	2921-20	1' 8" [510mm]	2' 6" [760mm]	2' 8" [815mm]	1' 4" [405mm]	-E, -P or -L
	2941-20	1' 8" [510mm]	2' 5" [735mm]	2' 10" [865mm]	1' 4" [405mm]	-E or -P
	2961-20	2' 5" [735mm]	2' 5" [735mm]	2' 10" [865mm]	1' 4" [405mm]	-E or -P
Chair-Boulevard	2931-20	1' 8" [510mm]	2' 6" [760mm]	2' 8" [815mm]	1' 4" [405mm]	-E, -P or -L

Material: Powder-coated steel.
Options: Mounting method and powder-coating color.
Suggestions: See Manor, Renaissance, Profile and Boulevard Series for for matching benches, seats, litter containers and ash receptacles and TimberForm Tables for matching tables.
Notes: * For permanent or movable applications only (anchor bolts by others).



TimberForm Type & Series	Model	Length	Width	Height	Seat Height	Mounting Options
Seat-Manor	2900-20	1' 8" [510mm]	1' 8" [510mm]	1' 4" [405mm]	1' 4" [405mm]	-E, -P or -L
Seat-Renaissance	2910-20	1' 8" [510mm]	1' 11" [585mm]	1' 4" [405mm]	1' 4" [405mm]	Surface*
Seat-Profile	2920-20	1' 8" [510mm]	2' 0" [610mm]	1' 4" [405mm]	1' 4" [405mm]	-E, -P or -L
	2940-20	1' 8" [510mm]	1' 8" [510mm]	1' 4" [405mm]	1' 4" [405mm]	-E or -P
	2960-20	2' 5" [735mm]	1' 8" [510mm]	1' 4" [405mm]	1' 4" [405mm]	-E or -P
Seat-Boulevard	2930-20	1' 8" [510mm]	2' 0" [610mm]	1' 5" [430mm]	1' 4" [405mm]	-E, -P or -L

Material: Powder-coated steel.
Options: Mounting method and powder-coating color.
Suggestions: See Manor, Renaissance, Profile and Boulevard Series for matching benches, seats, litter containers and ash receptacles and TimberForm Tables for matching tables.
Notes: * For permanent or movable applications only (anchor bolts by others).

